



# HOPPERS

## Pro140




## Features

- **STANDARD STRENGTH** insulated **LOW-E** with **ARGON GAS** glass sealed including **SUPER SPACER®** technology
- **3 1/4" FULLY WELDED FRAME**
- **FULLY WELDED SASH**
- **SILL EXPANDER**
- **HEAVY DUTY CAM LOCKS**  
engineered beauty, strength, and safety. Used the force of an impacted window sash to absorb and work with the impact driving sash to frame. Security peace of mind
- **INTEGRAL EXTRUDED LIFT HANDLE**  
the lift rail (or handle) as an integral part of the sash extrusion increases the strength of the window and allowing ease of opening & closing

Think about this:

The spacer system you choose is just as important as the window!  
That's why we use:

*Super Spacer®*  
**SEALED**



inside view

### MANUFACTURING LIMITS

MANUFACTURING INCREMENTS - WIDTH AND HEIGHT EVERY 1/8" INCH

MINIMUM WIDTH 14 3/4" MINIMUM HEIGHT 13 1/2"

MAXIMUM WIDTH 36" MAXIMUM HEIGHT 33"

MAXIMUM WIDTH + HEIGHT = 69" UI


## Window Options

### EXTERIOR PAINTED COLORS

(interior color is white or wood grain)




also available in  
**CLEAR GLASS**  
and  
Privacy Plus Performance  
**OBSCURED GLASS**



Grids are installed between the glass panes during manufacturing for easy cleaning

**GRID DETAILS** for traditional grids

GRIDS PATTERNS



FLAT GRIDS



CONTOUR GRIDS