



WINDOW FACTORY OUTLET



WINDOWFACTORYOUTLET.COM

(716) **486-2000**

Quality Windows & Doors Professionally Installed!

WHICH ONE IS RIGHT FOR YOU?

USE THE CHART BELOW TO COMPARE FEATURES TO DECIDE WHICH SERIES FITS YOUR NEEDS.

OPTIONS AVAILABLE



FRAMES / SASHES



AIR SEALING TECHNOLOGY

Oriel Configurations

Percentage of top sash (double hungs only)

Sash Reinforcement

Foam Filled

energy efficient foamed profile

INTERIOR & EXTERIOR FINISHES

White Interior & Exterior

Exterior Paint Color

(interior white or Wood Grain laminate)

Interior Wood Grain Laminate

(exterior white or paint color)

GLASS PACKAGES

Obscure Glass

Standard Strength Glass Panes

Double Strength Glass Panes

(20 years residential glass breakage warranty)

Standard Strength Triple Glazed

Tempered Glass

GRIDS

White - Flat & Contour Grids

Colonial • Prairie • Perimeter

Painted - Contour Grids

Colonial • Prairie • Perimeter
(two tone: 1 side painted - other side either white or wood grain)

Wood Grain - Contour Grids

Colonial • Prairie • Perimeter
(two tone: 1 side wood grain - other side either white or painted)

SCREENS

FLEXSCREEN® - on casements, awnings, hop-pers, and any painted exterior window orders, comes standard as full screens. Other window models, can be ordered as full screens.

WARRANTY

Limited Warranty - 5 Year warranty:

- Vinyl • Insulated Glass • Glass Breakage
- Screen • Hardware Only

Lifetime Warranty

Manufacturer Warranty / Full Coverage





DOUBLE HUNG

Designed to provide continual value for your home

- **FULLY WELDED 3 1/4" FRAME & SASH -**
Creates structural strength in frame and sash.
- **CONSTANT FORCE BALANCE SYSTEM -**
Made with high yield stainless steel for strength and durability.
- **INTERNAL ALUMINUM REINFORCEMENT**
- **TRUE SLOPED SILL -**
Construction for ease of cleaning & positive drainage.
- **BALANCE COVERS -** Helps prevent dust and the contaminants from entering the balance system.
- **DUAL JAMB ADJUSTORS -**
Adjust the dual jambs inside to maintain consistent sash reveals.
- **LIFT RAILS -** Top and bottom permits easy sash operation.
- **RECESSED TILT LATCHES**
- **BOTH SASHES TILT IN -**
For easy cleaning.
- **EXTRUDED 1/2" Screen with BETTER VUE® screening -**
provides improved visibility, enhanced insect performance, air flow and light transmission.
- **DUAL NIGHT VENT STOP LATCHES -** To control ventilation.
- **CAM LOCK AND KEEPER -**
The cam lock is designed to draw the two meeting rails together to eliminates the resistance from blowing wind by keeping the weatherstripping in contact with the adjacent sash. Double CAM locks included on widths of 27 1/2" and over.
- **DOUBLE STRENGTH DOUBLE PANE INSULATED GLASS UNIT -**
Glazing system with energy saving Low-E glass, SuperSpacer™ and Argon Gas for the best R Value in its class.



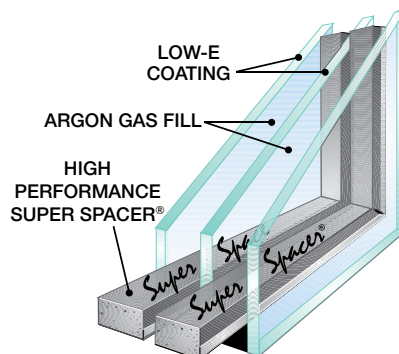
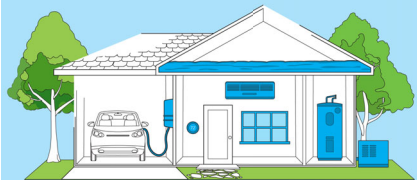
Super Spacer®
SEALED

TRIPLE GLAZED

insulated 2 sheets of **LOW-E** and 1 sheet of clear glass with **ARGON GAS** glass sealed with **SUPER SPACER®** technology



QUALIFIES FOR
ENERGY STAR
2023 TAX CREDIT
UP TO \$600



www.energystar.gov/about/federal_tax_credits/windows_skylights

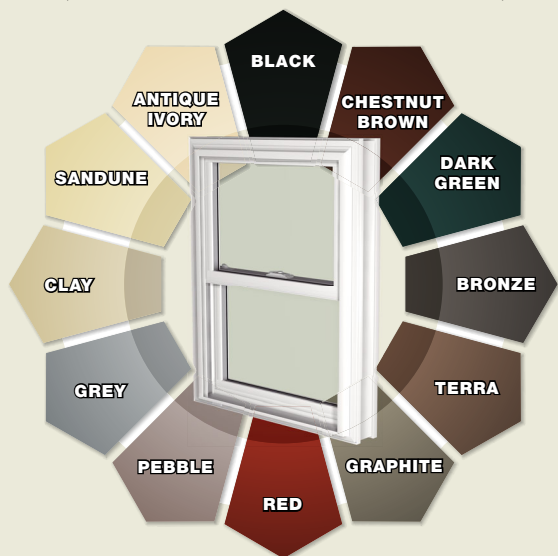


- **ENERGY EFFICIENT FOAM PROFILES -**
Filled for increased U-Value
- **TRIPLE PANE INSULATED GLASS UNIT -**
Glazing system with energy saving Low-E glass, Super-Spacer™ and Argon Gas for the best R Value in its class.
- **LIFETIME WARRANTY -**
Manufacturer Full Coverage Warranty

UPGRADE OPTIONS

EXTERIOR PAINTED COLORS

(Interior Color is White or Wood Grain)



GRID OPTIONS

Exterior Grids Are White or Matching Painted Color.
Interior Grids Are White or Wood Grain.

Grids are installed between the glass panes during manufacturing for easy cleaning



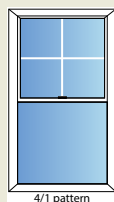
FLAT GRIDS



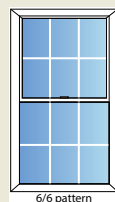
CONTOUR GRIDS

TRADITIONAL GRID PATTERNS

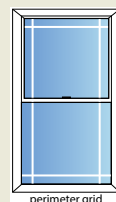
Here is just a few patterns, many more patterns available



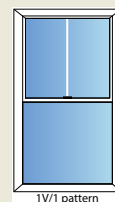
4/1 pattern



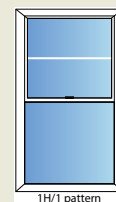
6/6 pattern



perimeter grid



1W/1 pattern

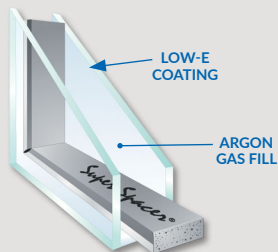


1H/1 pattern

GRID PATTERNS AVAILABLE:

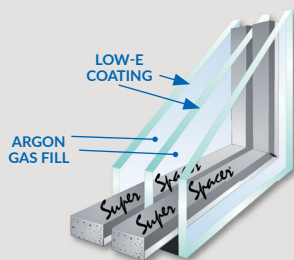
Standard • Prairie • Perimeter
• Horizontal • Vertical

DUAL GLAZED GLASS PANES



TRIPLE GLAZED GLASS PANES

2 panes of Low-E glass and 1 pane of clear glass for the best R Value in its class.



GLASS OPTIONS

Insulated Low-E Glass and Argon Gas
Sealed with Super Spacer® Technology

GLASS PACKAGES OPTIONS AVAILABLE	100 GOOD OFFERS	BETTER 200 OFFERS	Best PRICE/PERFORMANCE
Obscure Glass	✓	🏠	★
Standard Strength Glass Panes	✓		
Double Strength Glass Panes		🏠	
Standard Strength Triple Glazed			★
Tempered Glass	✓	🏠	★

Privacy Plus Performance OBSCURED GLASS



TEMPERED GLASS







Qualifies for ENERGY STAR version 7

2023 Tax Credit

30% of project cost or
\$600 maximum amount of credit



THE STRONGEST LIFETIME WARRANTY IN THE INDUSTRY

	 	<h2>WHAT THIS WARRANTY DOES COVER</h2>
		<p>VINYL - THE WHITE VINYL COMPONENTS are warranted as long as you own and reside in your single family home against defects such as blistering, flaking, peeling and corroding provided that the recommended cleaning practices have been followed. FACTORY APPLIED EXTERIOR & INTERIOR FINISHES are warranted for ten (10) years from date of original product purchase against peeling, blistering or flaking.</p>
		<p>INSULATING GLASS UNIT - THE INSULATED GLASS is warranted against defects resulting in material obstruction of vision from film formation caused by moisture in the airspace of the sealed unit. If condensation appears between the two pieces of glass Window Factory Outlet will furnish replacement glass without charge.</p>
		<p>GLASS BREAKAGE WARRANTY (residential only) If the glass of the Window Factory Outlet 200 series purchased with double strength glass breaks during the warranty period, Window Factory Outlet will replace the glass component at no charge.</p> <p>THIS LIFETIME GLASS BREAKAGE WARRANTY DOES NOT COVER THE FOLLOWING:</p> <ul style="list-style-type: none"> • Breakage caused by riot, civil disorder. • Building settlement or structural failures of walls or foundations. • Breakage due to acts of God and severe weather events.
		<p>SCREEN FRAME - is warranted against blistering, flaking, or peeling for as long as original purchaser occupies the home.</p> <p>FIBERGLASS SCREEN CLOTH - is warranted against insect damage, tears or accidental punctures. If it does, Window Factory Outlet will ship a new fiberglass screen cloth.</p>
		<p>HARDWARE - is warranted against defects such as peeling, flaking, or blistering for the life of the product.</p>
		<p>TRANSFER OF WARRANTY -</p> <p>VINYL, GLASS SEAL FAILURE AND HARDWARE PORTION of the warranty are transferable by the original residential homeowner to the next occupied owner of the property. Window Factory Outlet must receive the form (on the back page of the warranty literature) and a check for \$50 within 60 days after official transfer of the property. Failure to submit payment and written notice of transfer in 60 days will result in the termination of warranty coverage.</p>

WOOD GRAIN DOUBLE HUNG

Interior Wood Grain Finish



AWNING GREEN - with contour grids




CASEMENT

SANDALWOOD - with prairie grids



TWO LIGHT SLIDER WINDOW


BROWN - with prairie grids



THREE LIGHT SLIDER - WHITE



FOUR SECTION BOW - WHITE



THREE SECTION BAY - WHITE

WE DON'T JUST STOP AT WINDOWS...

THERMA TRU
DOORS

ENTRY DOORS



Wide Range of Exterior Doors

LARSON

STORM DOORS



Enhance your entrance with the Platinum Storm door

SLIDING PATIO DOORS



Standard white sliding patio doors
Also available with mini blinds 6'0" x 6'8"